



Alternator Test Leads




889-1184 ADAPTER,"A" CIRCUIT"




889-BM FIAT & BOSCH




889-AM LINCOLN LS 3.9L 2004+



889-BT BOSCH LUCAS INDUSTRIAL



889-B BOSCH,LUCAS,MOTOROLA 3-WIRE



889-BV BOSCH,BMW,VW 98+ WATERCOOLED



889-BD BOSCH I.R. 2 PIN REGULATOR (D+, W)

PICTURE UNAVAILABLE



889-BVG BMW WATERCOOLED IG;L



889-BG BOSCH BMW 95+

PICTURE UNAVAILABLE



889-BVH BOSCH, VALEO L+;DFM




889-BL BOSCH 2 PIN I.R. (S,L) FOR CAPRI/BOBCAT




889-C DELCO SI SERIES

Alternator Test Leads



889-CD CHEVETTE DIESEL



889-DS CS 121D, 97+ SATURN




889-CS DELCO CS



889-DV GM VALEO; CORVETTE



889-CSC DELCO CS SERIES-PCM CONTROLLED



889-EL UNIVERSAL EXTERNALLY REGULATED



889-CST DELCO CS 412 w/THERMISTOR SENSE



889-F FORD LARGE CASE SIDE TERMINAL



889-D DELCO 10DN



889-FR NIPPONDENSO/MITSUBISHI 4 WIRE ROUND



889-DM DELCO MARINE & 7 SI



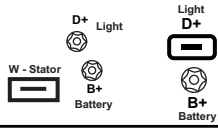
889-FRO ND/MITSUBISHI 4 WIRE ROUND w/OPEN L



Electric Motor Service

70 River Road
Logan, WV 25601
(800) 697-6070

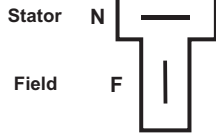
Alternator Test Leads



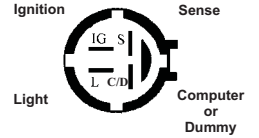
889-FV UNIVERSAL INTERNALLY REGULATED



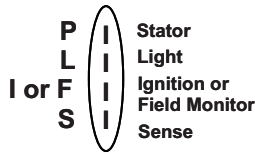
889-HK HYUNDAI & KIA 2006+



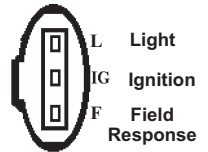
889-G DATSUN/LUV EXT. REG. ALTERNATORS



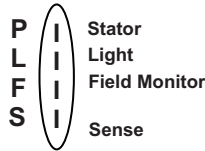
889-HL SUBARU



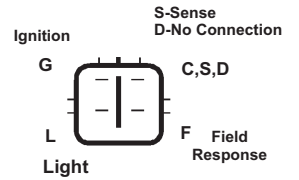
889-GM DELCO CS130D




889-HO 96+ OVAL HONDA (F,IG,L)



889-GMC DELCO CS130D PCM CONTROLLED




889-HS SQUARE HONDA (S, FR, IG, L)

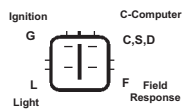


889-H NISSAN/MAZDA INTERNALLY REGULATED

Call for hook up information



889-I UNIVERSAL w/ CLIPS



889-HC HONDA SQUARE PLUG C, FR, IG, L



889-ID ISUZU DIESEL

Alternator Test Leads



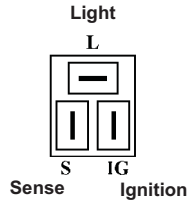
889-IG ISUZU GAS



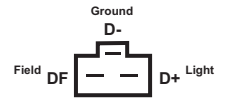
LI RC BVS



889-LRD LANDROVER 2005+



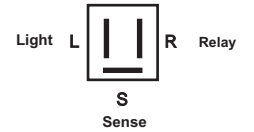
889-IN ISUZU




889-M BOSCH EXTERNALLY REGULATED



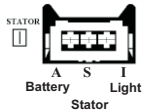
889-J DATSUN/COURIER EXTERNALLY REGULATED



889-MD NISSAN DIESEL



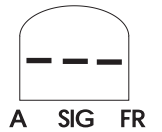
889-JD JOHN DEERE INDUSTRIAL, MOTOROLA



889-MG LINCOLN TOWN CAR, LM w/SMALL REGULATOR



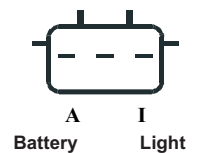
889-K HONDA/TOYOTA 3 WIRE EXT. REGULATED



889-MH II FORD 4G (A, SIG, FR); REPLACES #889-MH



889-LR MAZDA INTERNALLY REGULATED



889-MK FORD 6G (A,I)

Alternator Test Leads



889-MPD

MAZDA 2003+, PD w/OVAL PLUG



889-NTP

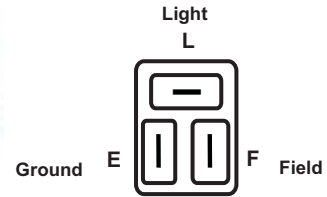

CATERPILLAR, HYSTER (P, IG, L)



Battery Signal Field Monitor

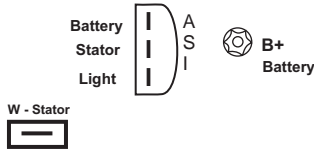
889-MW II

6G FORD (A, SIG, FR); REPLACES # 889-MW



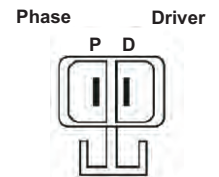
889-P

TOYOTA A CIRCUIT, EXT. REG. (GREEN PLUG)



889-MZ

FORD 3G & MITSUBISHI FOR FORD



889-PD

MAZDA PROTÉGÉ, PD ROUND PLUG



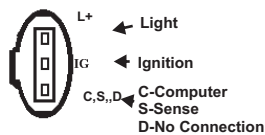
889-N

TOYOTA GREEN PLUG



889-R

STARTER T.L.; CONNECTS TO "R" TERMINAL



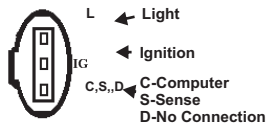
889-NT

NIPPONDENSO NEW STYLE FOR TOYOTA



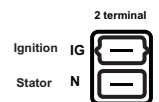
889-RVC

LATE MODEL ('05-'06) GM RVC ALTS



889-NTL

NIPPONDENSO NEW FOR TOY, LOW OUTPUT



889-S

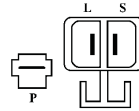
TOYOTA 2-WIRE INTERNALLY REGULATED

Alternator Test Leads



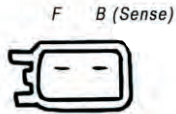

889-SB

BOSCH FOR SATURN (L,DFM)



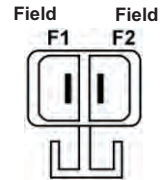
889-SL

MITSUBISHI/HITACHI LATE MODEL



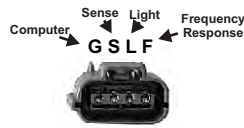
889-SC

CHRYSLER, JEEP, DODGE 2006+



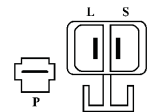
889-SN

NEW CHRYSLER EXTERNALLY REGULATED



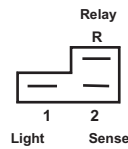
889-SHP

HITACHI/MITSUBISHI (G,S,L,F)



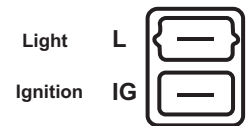
889-SP

OVAL SL ALTERNATORS w/ OPEN L



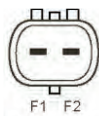
889-SI

DELCO 3 WIRE SI ALTERNATORS



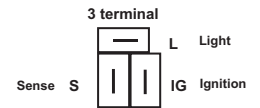
889-T

TOYOTA 2-WIRE INTERNALLY REGULATED



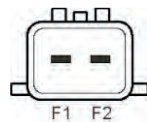
889-SJ

BOSCH, JEEP, CHRYSLER 98+ LARGE BODY



889-U

TOYOTA 3-WIRE INTERNALLY REGULATED



889-SK

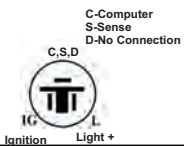
CHRYSLER 98+ EXT. REGULATED (NEON, ETC)



889-V

TOYOTA A CIRCUIT

Alternator Test Leads



889-X

TOY/HONDA/MITS INT REG w/INT. FAN

Field F1

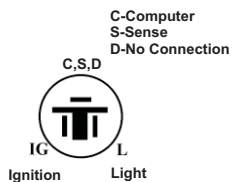


Field F2



889-Y

CHRYSLER LH BODY, EXT. REG. NIPPONDENSO



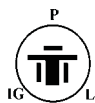
889-XO

TOY/HONDA w/INT. FAN, LOW & OPEN "L" TEST



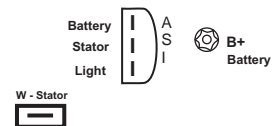
889-Z

FORD INTERNALLY REGULATED



889-XP


JOHN DEERE INDUSTRIAL



889-Z-2

FORD I.R. WITH HARD-WIRED PLUG

Mounting Brackets and Accessories



21-4236

FORD 3G/6G, 75mm PIN SPACING, SILVER



21-424

FORD 4G, 56mm PIN SPACING, RED



21-440

UNIVERSAL PAD MOUNT, BLACK



21-425

FORD A-FRAME, G130, BLACK



50-03842

HARNESS, VOLTAGE SPIKE PROTECTOR



Electric Motor Service

70 River Road
Logan, WV 25601
(800) 697-6070

Order Form

| QTY | LEAD# | APPLICATION |
|-----|----------|----------------------------------------------------|
| | 889-1184 | ADAPTER,A" CIRCUIT" |
| | 889-AM | LINCOLN LS 3.9L '04+ |
| | 889-B | BOSCH,LUCAS,MOTOROLA 3-WIRE |
| | 889-BD | BOSCH I.R. 2 PIN REGULATOR (D+, W) |
| | 889-BG | BOSCH BMW 95+ |
| | 889-BL | BOSCH 2 PIN I.R. (S,L) FOR CAPRI/BOBCAT |
| | 889-BM | FIAT & BOSCH |
| | 889-BT | BOSCH LUCAS INDUSTRIAL |
| | 889-BV | BOSCH,BMW,VOLKSWAGON 98+ WATERCOOLED |
| | 889-C | DELCO SI SERIES |
| | 889-CD | CHEVETTE DIESEL |
| | 889-CS | DELCO CS |
| | 889-CSC | DELCO CS SERIES-PCM CONTROLLED |
| | 889-CST | DELCO CS 412 w/THERMISTOR SENSE |
| | 889-D | DELCO 10DN |
| | 889-DM | DELCO MARINE & 7 SI |
| | 889-DS | CS 121D, 97+ SATURN |
| | 889-DV | GM VALEO; CORVETTE |
| | 889-EL | UNIVERSAL EXTERNALLY REGULATED |
| | 889-F | FORD LARGE CASE SIDE TERMINAL ALTERNATORS |
| | 889-FR | NIPPONDENSO/MITSUBISHI 4 WIRE ROUND |
| | 889-FRO | NIPPONDENSO/MITS 4 WIRE ROUND WITH OPEN L TERMINAL |
| | 889-FV | UNIVERSAL INTERNALLY REGULATED |
| | 889-G | DATSUN/LUV EXTERNALLY REGULATED ALTERNATORS |
| | 889-GM | DELCO CS130D |
| | 889-GMC | DELCO CS130D PCM CONTROLLED |
| | 889-H | NISSAN/MAZDA INTERNALLY REGULATED |
| | 889-HC | TEST LEAD, HONDA SQUARE C, FR, IG, L |
| | 889-HK | HYUNDAI & KIA 2006+ |
| | 889-HL | SUBARU |
| | 889-HO | 96+ OVAL HONDA (F,IG,L) |
| | 889-HS | SQUARE HONDA (S, FR, IG, L) |
| | 889-I | UNIVERSAL; AG/INDUSTRIAL |
| | 889-ID | ISUZU DIESEL |
| | 889-IG | ISUZU GAS |
| | 889-IN | ISUZU |
| | 889-J | DATSUN/COURIER EXTERNALLY REGULATED |
| | 889-JD | JOHN DEERE INDUSTRIAL, MOTOROLA |
| | 889-K | HONDA/TOYOTA 3 WIRE EXTERNALLY REGULATED |
| | 889-LR | MAZDA INTERNALLY REGULATED |

| QTY | LEAD# | APPLICATION |
|-----|-----------|------------------------------------------------|
| | 889-LRD | LANDROVER 2005+ |
| | 889-M | BOSCH EXTERNALLY REGULATED |
| | 889-MD | NISSAN DIESEL |
| | 889-MG | LINCOLN TOWN CAR,LM w/SMALL REGULATOR |
| | 889-MH II | FORD 4G (A, SIG, FR) |
| | 889-MK | FORD 6G (A,I) |
| | 889-MPD | TEST LEAD 2003+ MAZDA |
| | 889-MW II | 6G FORD WINDSTAR (A, SIG, FR) |
| | 889-MZ | FORD 3G & MITSUBISHI FOR FORD |
| | 889-N | TOYOTA GREEN PLUG |
| | 889-NT | NIPPONDENSO NEW FOR TOYOTA |
| | 889-NTL | NIPPONDENSO NEW FOR TOYOTA w/ LOW OUTPUT TEST |
| | 889-NTP | CATERPILLAR,HYSTER (P,IG,L) |
| | 889-P | TOYOTA A CIRCUIT, EXT. REGULATED (GREEN PLUG) |
| | 889-PD | MAZDA PROTÉGÉ |
| | 889-R | STARTER TEST LEAD, CONNECTS TO "R" TERMINAL |
| | 889-RVC | GENERAL MOTORS LATE MODEL RVC |
| | 889-S | TOYOTA 2-WIRE INTERNALLY REGULATED |
| | 889-SB | BOSCH FOR SATURN (L,DFM) |
| | 889-SC | CHRYSLER,JEEP,DODGE 2006+ |
| | 889-SHP | HITACHI/MITSUBISHI (G,S,L,F) |
| | 889-SI | DELCO 3 WIRE SI ALTERNATORS |
| | 889-SJ | BOSCH, JEEP,CHRYSLER 98+ LARGE BODY |
| | 889-SK | CHRYSLER 98+ EXTERNALLY REGULATED (NEON, ETC) |
| | 889-SL | MITSUBISHI/HITACHI LATE MODEL |
| | 889-SN | NEW CHRYSLER EXTERNALLY REGULATED |
| | 889-SP | OVAL SL ALTERNATORS w/ OPEN L |
| | 889-T | TOYOTA 2-WIRE INTERNALLY REGULATED |
| | 889-U | TOYOTA 3-WIRE INTERNALLY REGULATED |
| | 889-V | TOYOTA A CIRCUIT |
| | 889-X | TOYOTA/HONDA/MITSUBISHI INT. REG W/INT FAN |
| | 889-XO | TOYOTA/HONDA W/INT FAN, LOW OR OPEN "L" TERM |
| | 889-XP | JOHN DEERE INDUSTRIAL |
| | 889-Y | CHRYSLER LH BODY, EXT. REG.NIPPONDENSO |
| | 889-Z | FORD INTERNALLY REGULATED |
| | 889-Z-2 | FORD I.R. WITH HARD WIRED PLUG (AFTERMARKET) |
| | 21-4236 | Ford 3G/6G, 75mm pin spacing, Silver |
| | 21-423HD | Ford 3G for 7.3L Diesel |
| | 21-424 | Ford 4G, 56mm pin spacing, Red |
| | 21-425 | Ford A-Frame, G130, Black |
| | 21-429 | Pad Mount, Diesel, 109mm pin spacing, Purple |
| | 21-430 | Pad mount, Diesel, 129mm pin spacing, Yellow |
| | 21-431 | Saturn, L style, tangential, Blue |
| | 21-432 | Nippondenso, tangential, Chrysler, Orange |
| | 21-434 | GM tangential AD244, Green |
| | 21-440 | Universal, user selectable pin spacings, Black |



Electric Motor Service

70 River Road
Logan, WV 25601
(800) 697-6070

YOUR NAME

FAX#

PHONE#

Mark your selections with an X to order